


Connect



Connect is a highly customizable, reliable and secured information collection platform. Any office can collect information digitally using connect.

You can use instance of connect for a program by creating an application form and opening it for applicants to submit their applications.

How it works?

1. Plan - Our team will sit with your team to know what information to collect.
2. Design - Within a week, we will do as many iterations as necessary to design the best interface to collect the information.
3. Launch & Relax - We launch the instance of your connect and it automatically stops at a designated time.

Features

1. 99.99% uptime: Our state-of-the-art servers makes sure the Connect platform is never down.
2. User centric design of the forms: We spend 1 week to do user research and create forms that are perfect for your office and users.
3. Data is hidden from everyone except admin: Connect deals with sensitive data of applicants. Our platform automatically hides data from everyone except the admin.
4. Real-time application status & analytics: Knowing all the applications' current status is easy and generating graphs and charts based on that is easier through the platform.
5. Multilevel authentication: Connect is accessible by the admins and sub-admins. Admins can see everything and sub-admin can enter data from backend for paper application. Our support team is always there to provide any additional data processing and correction required.

Why use connect instead of paper application?

Connect helps both the program office and applicants in various ways.

For Program Office:

1. Branding - Use your logo, colors, fonts and anything that showcase your organization in our platform. We have no limitation when it comes to tailoring Connect's design just for you.
2. Receive Application in Real-time: Applications arrives instantly to your email. You can read the full application from your device as it arrives



3. No paperworks: All the additional documents and information can be collected using Connect, no need to print, photocopy or using the file cabinet!
4. Close applications at a particular time: On the deadline, the platform will automatically stop collecting applications.
5. Separate Login for each applicants with Email Verification: An applicant can only enter information from a verified email. You don't have to face any more invalid email addresses and email bounces.

The top part of the image shows the application form interface. It features logos for the US, the Kennedy-Lugar Youth Exchange & Study Program, and I-EARN-BD. The text reads: "Welcome to the Online Application Form for the Kennedy Lugar Youth Exchange & Study (YES) Program. Academic Year: 2019-2020. Country: Bangladesh." A prominent blue box says "Verify Your Email Address" and contains the instruction: "Before proceeding, please check your email for a verification link. If you did not receive the email, click here to request another." Below this, it lists the "Technology Partner" as Techynaf.

The bottom part of the image shows a Gmail inbox with an email from "YES Program Bangladesh" titled "Verify Email Address". The email content includes: "Hello! Please click the button below to verify your email address." followed by a blue "Verify Email Address" button. It also states: "If you did not create an account, no further action is required." and ends with "Regards, YES Program Bangladesh".

6. Customizable Emails: System send emails to the applicants as they verify email and submits applications. You can type your own customized email texts.
7. Multi level authentication - Admin & Sub Admin: The admins can see analytics, data received and create more users. Sub admins can enter any paper applications to the system.
8. Analytics: Connect generates real time bar chart for the following information



- a. Registered Users
 - b. Email verified users
 - c. Submitted Application
9. See submitted applications - You can start evaluating applications instantly from the time it is submitted from the submitted application panel.
 10. See applications that are in progress - Understand how many applicants are still working on their application, you can contact them if you think anyone is facing issues. The applications are updated as the applicants presses the save button.
 11. Enter manual application from admin panel - Internet might not be available for all the users, keep your paper application process activated and have a sub admin fill in the form from the backend so that all the data are in one database.
 12. Analytics on demand - During design week, talk to us and let us know your requirements, we can provide analytics that helps you take decision for your program.

For Applicants:

1. Apply from Mobile Device: The usage of mobile has increased, To make it more user friendly Connect is fully mobile optimized, it is light, easy and beautiful in mobile screens.
2. Multilingual - Supports as many languages as required, less misinterpretation due to language barrier.

নির্দেশাবলী আবেদন হোমপেজ Read in English লগআউট

১। আপনার আবেদন শুরু করার জন্য "এখনি আবেদন করুন" বাটনে ক্লিক করুন।

২। আপনি আপনার বামে একটি তালিকা দেখতে পাবেন।

৩। এই বিভাগে অনেক প্রশ্ন এবং সংযুক্তি থাকতে পারে।

৪। 'প্রি-চিক' হিসেবে উল্লিখিত ছাড়া সব প্রশ্ন বাধ্যতামূলক

৫। প্রতিটি প্রশ্নের অধীনে নির্দেশাবলী অনুসরণ করুন এবং সেগুলোর উত্তর দিন।

৬। আপনার প্রশ্নের উত্তর দেওয়ার পরে, সংযুক্তিগুলিতে যাওয়ার আগে অংশটির নিচে "সংরক্ষণ করুন" এ ক্লিক করুন।

৭। ফ্ল্যানিং এবং ফ্ল্যান করা ডকুমেন্টস আপলোড করার জন্য নির্দেশাবলী অনুসরণ করুন।

৮। প্রতিটি সংযুক্তি নির্বাচন করার পর "সংরক্ষণ করুন" বোতামে ক্লিক করুন।

৯। পরবর্তীতে যাওয়ার আগে প্রতিটি বিভাগ নিশ্চিতভাবে সংরক্ষণ করুন। পৃষ্ঠাটি পুনরায় লোড হলে সংরক্ষণ করা হয়নি এমন তথ্য আপনি হারাবেন।

১০। আপনি যে কোনো সময়ে লগ আউট করতে পারবেন এবং পরে লগ ইন করতে পারবেন, আপনার যে অগ্রগতি সংরক্ষণ করেছেন তা হারাবে না।

3. Instructions Page - Helps the applicant know everything that is necessary before completing the applications.





Kennedy Lugar Youth Exchange & Study (YES) Program

Academic Year: 2019-2020

Country: Bangladesh

How to Complete the Online Application K-L YES Program

Disclaimer: Please read all the instructions carefully before filling out the application. Any misrepresentation of information, will disqualify your application. If you face any technical problems, please email us at yesinfo@gmail.com for any query/suggestion - we will be happy to reply to you at the earliest.

1. Click on the "Apply Now" button to start your application.
2. You will see a list of sections on your left.
3. These sections may have a number of questions and attachments.
4. All questions are mandatory except those mentioned as 'Optional'.
5. Follow the instructions under each question and answer them.
6. After you have answered the questions, click "Save" at the bottom of the part before you move on to the attachments.
7. Follow the instructions for scanning and upload the scanned documents.

4. Fill in at convenience, Complete at your own time: Each applicant gets a user account thus completing the application at their own pace is easy.



Welcome to the Online Application Form for the Kennedy Lugar Youth Exchange & Study (YES) Program

Academic Year: 2019-2020

Country: Bangladesh

Instructions

Apply Now

Technology Partner:



5. Save in each segment of applications - Each segment can be saved separately so that the applicant can take a break before submitting the entire application.



Instruction Application Home বাংলায় পড়ুন Logout

Please click save before moving to any other section, otherwise the information will be lost.

Personal

Academic

School

Father

Mother

Travel

Questionnaire

Review

Signature

Submit

Student Information

Last Name
e.g., Khan

Last Name is the last part of your name. Please provide your Last Name as it appears or will appear on your passport.

Given Name
e.g., Abul Farah Muhammad

Given Name is the rest of your name other than your Last Name. Please provide your Given Name as it appears or will appear on your passport.

Choose your Sex
Please select a gender

6. Upload documents easily - Documents can be uploaded and reuploaded as many times as required before submission.



Attachment 1: Upload Passport Size Photo

Choose File No file chosen

Please upload either a scan of a passport sized photograph (3.5cmx4.5cm) or a soft copy of a passport sized photograph (413x531 pixels) in JPG/JPEG format. The file size should not exceed 2MB. After selecting file, click save to confirm upload.

Save



Instruction Application Home বাংলায় পড়ুন Logout



Choose File No file chosen

Please upload either a scan of a passport sized photograph (3.5cmx4.5cm) or a soft copy of a passport sized photograph (413x531 pixels) in JPG/JPEG format. The file size should not exceed 2MB. After selecting file, click save to confirm upload.

Save

7. Review before submission - It is easy to review and edit the application before submission.



Instruction Application Home বাংলায় পড়ুন Logout

How did you get to know about the K-L YES Program ?

A Friend

Please select one of the options

Explain (if Other)

e.g., I googled 'scholarship opportunities' and found this opportunity as one of the



If you have chosen Other, explain how you got to know about the program.




Save

Continue to Review



Email Address: taszaman81@gmail.com	Contact Number: +8801980274856	Mailing Address: Niloy 319/Ga, Banani, Dhaka, Dhaka - 1215	
Place of Birth: Dhaka	Facebook URL: facebook.com/zarin	Twitter Handle: twitter.com/zarin	Instagram Tag: instagram.com/zarin
Passport Number: BE0000000	Passport Expiry: 2020-12-12		

[Instruction](#) [Application](#) [Home](#) [বাংলায় পড়ুন](#) [Logout](#)

Please click save before moving to any other section, otherwise the information will be lost.

- Personal
- Academic
- School
- Father
- Mother
- Travel
- Questionnaire
- Review
- Signature
- Submit

Personal Information Edit

Last Name: Chowdhury	Given Name: Zarin Masah	Date of Birth: 06 Dec 2003	
Citizenship: Bangladeshi	Other Citizenship(s): No	Explanation of other citizenship(s): N/A	
Gender: Female	Disabilities: No	Disability Description: N/A	

8. Add signature - Print out the application's signature page and get it signed and reupload it in Connect.



Personal
Academic
School
Father
Mother
Travel
Questionnaire
Review
Signature
Submit

Print out the application and put your school seal and signature. Then upload the page with seal and signature here.

Print Form


Choose File No file chosen

Click on the print button and then scan the page with the seal and signature to upload here. Your application will be saved and you can come back later for submission. The file size should not exceed 2MB. After selecting file, click save to confirm upload.


"Step 1: PRINT IT"
"Step 2: ONLY UPLOAD THE SIGNATURE PAGE"

Save

Please upload ONLY the page that looks like this after getting all the required signatures




Signature
Submit



Print Form

Choose File No file chosen

Click on the print button and then scan the page with the seal and signature to upload here. Your



9. No cost for postage/courier - Connect is cheaper than completing manual application.

Submit

I hereby declare that, as the primary and sole applicant for this application, the information I have provided is true and correct. I also understand that any willful dishonesty may result for refusal of this application or immediate termination of my candidacy from the K-L YES program.

Save

[Why not Google form or Survey Monkey?](#)

1. Design matters, branding matters, our platform is highly customizable. Other competitors only lets you change the color and logo and sometimes background image. We will



discuss with you, spend a week together to figure out the best user interface for your audience. One size fits all is not a practical approach when it comes to dealing with audience who are very new to using technology. Young people, people living in rural areas are often not used to digital spaces. It might be important to create an interface that they are more used to. No one will get the interface right without testing with the real user. Our platform kept this one week of time to do real user research and testing so that at the end, user interface becomes very friendly for the audience.

2. Google form and Survey monkey expects you to complete everything in one go. It might not be suitable when trying to collect a lot of documents and information. A good platform will let you write things, save and leave. Come back again, edit things written in the past and make it better. Take your time to revise the application before submission.
3. Other competitors provide analytics that are very general and might not serve your purpose. Maybe you need to know how many people are still working on their applications, we can generate report for you through Connect, others cannot do it yet. You can pin point to any data and we can generate graphs, charts, tables and reports that are relevant for your office.

Case Study:

iEARN-BD got 2500 applications from 62 districts of Bangladesh and most of it was from mobile phones! Connect started with a hope to minimize the manual paperwork and hassle. With the growing interests in exchange program for Bangladeshi students, it was important for YES program Bangladesh office to scale up their resources so that they can process a high number of applications. YES Bangladesh office was the first customer for Connect. Within a week connect platform was launched tailored for Bangladeshi high school students. The result of it was 2500 people clicked the Apply Now! button. Since 2003, the maximum number of applications did not cross 800. Most importantly, the program office had to deal with less than 50 paper applications. Most of the students applied from their phone and submitted documents by taking pictures using their smartphones. The program office was able to see how the number of applications were growing with time and they were preparing for the next steps accordingly. Dealing with 2500 paper application would take time, effort, manpower but here, Connect did everything and the evaluators only had to login to Connect portal and evaluate accordingly. Since all the information were already in secured database, none of the staff had to do any manual entry for email address, phone number etc. Thus a hassle free application collection step was successfully done using Connect.

YES Bangladesh Office is collecting the following data :

Collect Application Data:

- a. Student Information
 - i. Name
 - ii. Gender
 - iii. Date of Birth
 - iv. Citizenship
 - v. Disability



- vi. Contact Information
 - 1. Physical Address
 - 2. Mobile Number
- vii. Place of Birth
- viii. Social Media Information
- ix. Passport Information
- x. Upload passport, birth certificate
- b. Academic Information of current year and past 2 years
 - i. Grade
 - ii. Percentage Marks
 - iii. Upload transcripts
- c. School Information
 - i. Contact Information
 - ii. Principal's Contact Information
- d. Father & Mother
 - i. Name
 - ii. Alive or not
 - iii. Contact information (Phone & Email)
 - iv. Occupation
 - v. Income
- e. Travel Information
 - i. US Visit Related
 - ii. US Immigration Related
 - iii. YES Program Participation from own family related
- f. Questionnaire
 - i. Why do you want to participate in the YES Program
 - ii. Aspects of Bangladeshi culture
 - iii. Community Service Related Question
 - iv. How did you know about YES Program
- g. Signature
 - i. Parents
 - ii. Student
 - iii. Principal

